

## STRAIGHT RUNNING NETS

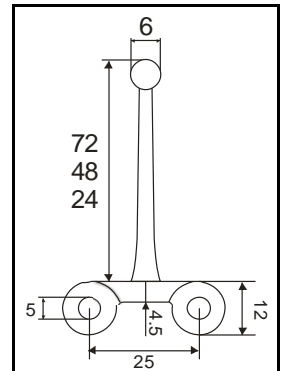

## ALPHAbelt S2825

### ESCALATOR FLIGHT TYPE FF.

The easy-cleaned Escalator Flight **S2825** type FF, has **both its sides closed, flat and smooth**.

The **curved top** of the flight **protects** the conveyed products during their loading on the escalator.

It can be assembled in belts type **Grid, Semi-Grid and Flat Top** of the series 2825, creating escalators of various forms.

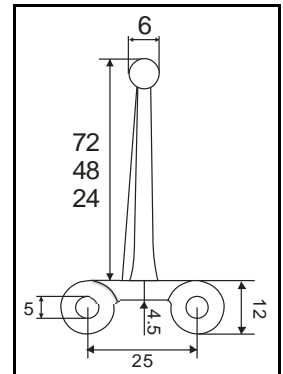



### ESCALATOR FLIGHT TYPE FN.

The easy-cleaned Escalator Flight **S2825** type FN, has its one side **closed, flat and smooth** and the other with reinforcements which make it **more resistant in heavier loads**.

The **curved top** of the flight **protects** the conveyed products during their loading on the escalator.

It can be assembled in belts type **Grid, Semi-Grid and Flat Top** of the series 2825, creating escalators of various forms.



### ESCALATOR FLIGHT TYPE RN.

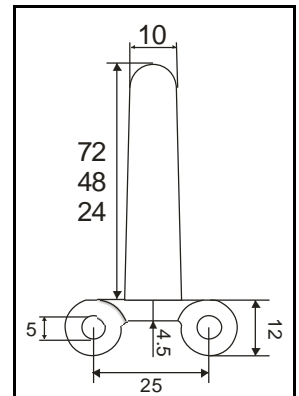
The Escalator Flight **S2825** type RN, has the **shape of a comb**.

It works with special combs Z8, slim L150 & L210, which **«comb» the escalator flights not allowing the sticking of the conveyed products**.

The openings of the flight **«drains» the liquids**, enabling its use in washers.

The **curved top** of the flight **protects** the conveyed products during their loading on the escalator.

It can be assembled in belts type **Grid, Semi-Grid and Flat Top** of the series 2825, creating escalators of various forms.



### ESCALATOR FLIGHT TYPE XF.

The Escalator Flight **S2825** type XF, has inclined top in shape of a **palm**.

The side that contacts the conveyed product is totally **closed and smooth**.

It can be assembled in belts type **Grid, Semi-Grid and Flat Top** of the series 2825, creating escalators of various forms..

